

New Orleans Public Schools

AUGUST 2015

In 2003, the state created the Louisiana Recovery School District (RSD) to take chronically failing schools away from local school board control and let the state Board of Elementary and Secondary Education (BESE) oversee their operations. In August 2005, there were five schools in the RSD. After Hurricane Katrina, the legislature passed Act 35, and the RSD took over the vast majority of schools in New Orleans, leaving 16 high performing schools with the Orleans Parish School Board (OPSB).

Both OPSB and RSD converted traditionally run schools into charter schools. Today, over 90% of students attend charter schools. New Orleans is creating a system of autonomous, charter schools that serve all students, finding the right balance between charter school autonomy and regulation. The RSD and OPSB have implemented a citywide enrollment system (EnrollNOLA), a centralized expulsion process and a citywide fund for students with exceptional needs.

SCHOOL GOVERNANCE NOW

There are **80** public schools in New Orleans

BESE
4 charters
57 RSD charters

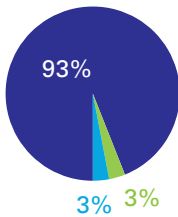
OPSB
14 charters
5 direct operation

DEMOGRAPHICS¹

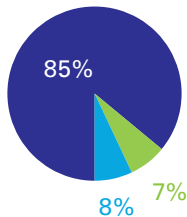
Racial make-up of students

Black White Other

66,000
students
2004



46,000
students
2014

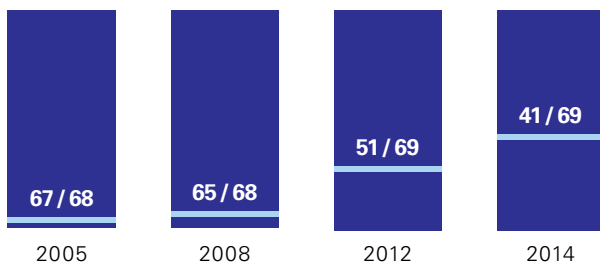


Economically Disadvantaged Students

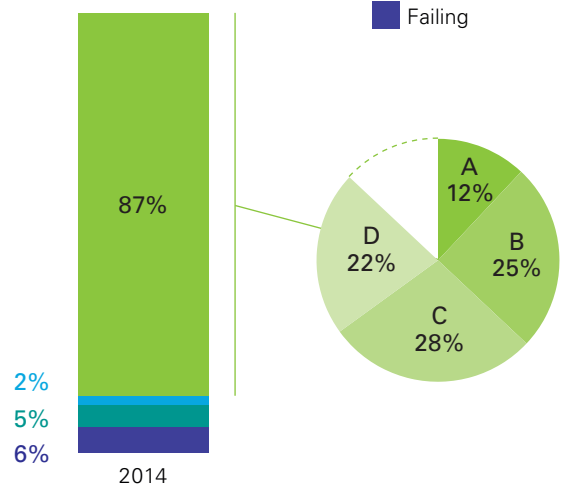
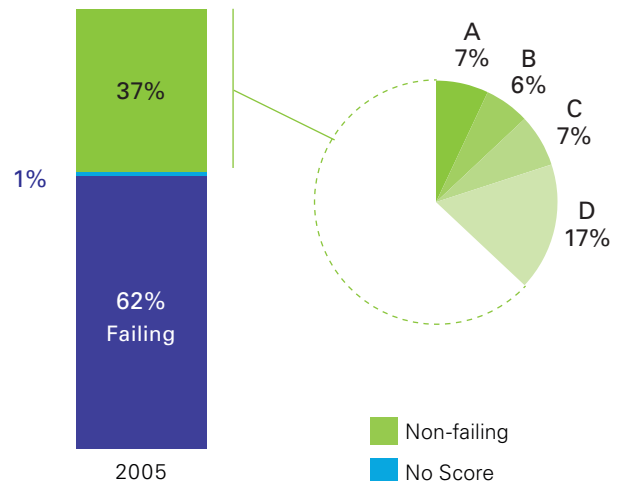
77% → 83%

2004 2014

DISTRICT PERFORMANCE: NEW ORLEANS RANK OVER TIME



STUDENT ENROLLMENT BY SCHOOL PERFORMANCE²

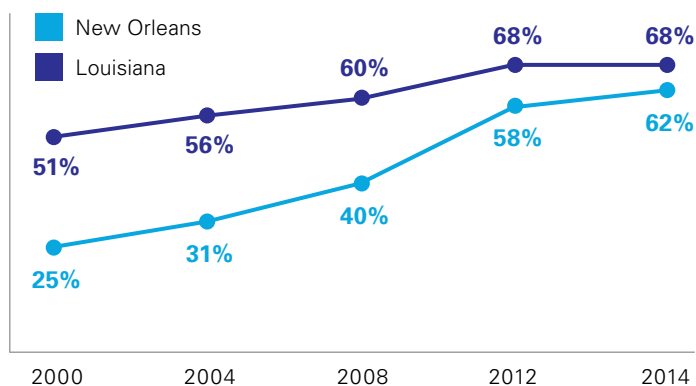


¹ Includes OPSB, RSD and BESE schools in New Orleans.

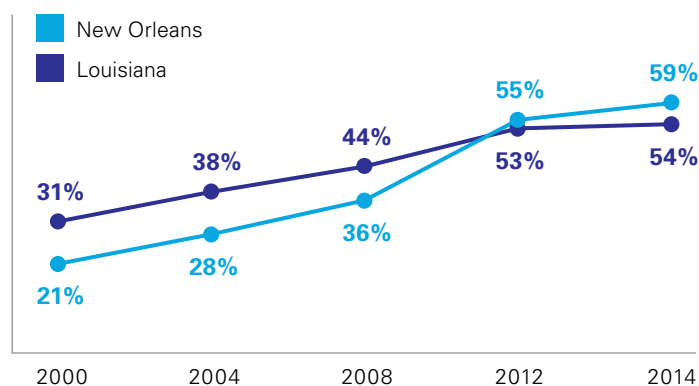
² Includes OPSB and RSD schools only. In 2005, schools were given stars (1 to 5) not letter grades; for the purpose of comparison, 4 and 5 = A, 3 = B, 2 = C, 1 = D, and "Academically Unacceptable" = F. T schools are schools in the first or second year of Turnaround.

NEW ORLEANS PUBLIC SCHOOLS: AUGUST 2015

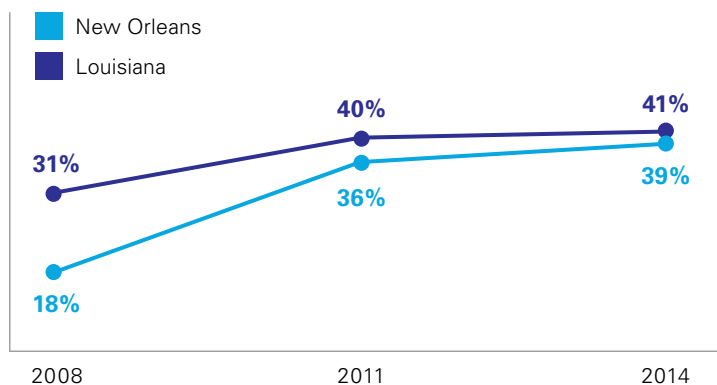
PERFORMANCE: ALL STUDENTS



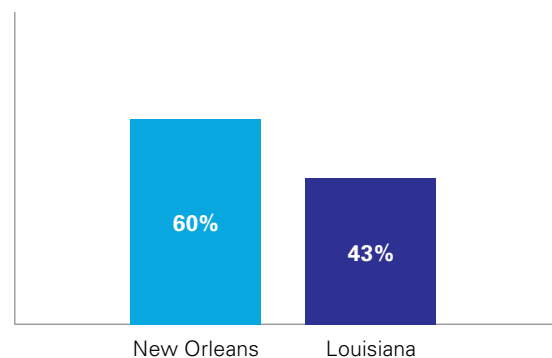
PERFORMANCE: BLACK STUDENTS



PERFORMANCE: STUDENTS WITH DISABILITIES



2014 GRADUATION RATE: STUDENTS WITH DISABILITIES



GRADUATES

Graduation Rate

54% → 73%

2004 2014

College Enrollment³

37% → 59%

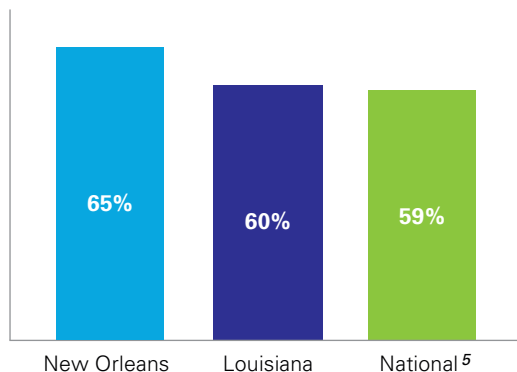
2004 2014

Eligible for TOPS merit scholarships⁴

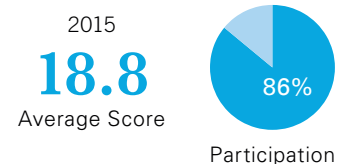
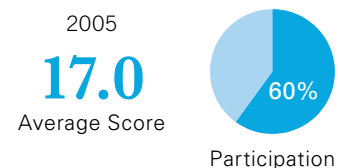
25% → 37%

2005 2014

Black Male 2014 Graduation Rate



ACT scores and participation rates



³ 2004 data includes in-state colleges only, but based on recent data from the National Student Clearinghouse, fewer than 5 percent of New Orleans graduates and 20% of Louisiana graduates attend out-of-state colleges.

⁴ TOPS provides state-funded 2- and 4-year merit-based scholarships to Louisiana public colleges and universities.

⁵ National is 2013 from the Schott report <http://blackboysreport.org/>